



Owner's / Operator's Manual Model 7010

Kart Serial Number (located on kart floor): _____
Kart Color: _____
Engine Number (located on front blower housing): _____
Engine Manufacturer: _____

Warning: Read engine owner's manual, and any additional supplements carefully and view "Operations and Safety" video before operating this Vehicle.

- Assembly
- Operation
- Maintenance
- Warranty

THIS VEHICLE IS FOR OFF-ROAD USE ONLY.
THIS VEHICLE IS NOT DESIGNED FOR USE ON RENTAL TRACKS OR RACING

BEFORE OPERATING THIS VEHICLE, THE OWNER AND EACH OPERATOR MUST UNDERSTAND THIS VEHICLE WAS NOT DESIGNED OR MANUFACTURED TO MEET SPECIFICATIONS FOR USE ON PUBLIC ROADS, STREETS, HIGHWAYS AND THOROUGHFARES. THE OWNER AND EACH OPERATOR MUST READ AND UNDERSTAND ALL THE INSTRUCTIONS FOR PROPER ASSEMBLY AND SAFE OPERATION, AS WELL AS THE INSTRUCTIONS CONCERNING THE ENGINE AND ALL OTHER PORTIONS OF THE VEHICLE. CHILDREN MUST BE OF AGE 16 OR OLDER AND SUPERVISED BY AN ADULT AT ALL TIMES WHEN USING THE FUN KART.

MANCO POWERSPORTS – 4404 ENGLE RIDGE DR – FORT WAYNE, IN 46804
1-800-643-7332 – WWW.MANCOPOWERSPORTS.COM

Part No 13990R1

Table of Contents

Safety

Overall Safety.....	3
Important Rules for Safe Operation.....	3-6
Terminology.....	7
Qualifications for Fun Kart Users.....	7
Consumer Responsibility for Safe Use and Maintenance of Fun Karts.....	7-9

Warranty

Manco Powersports Limited Warranty.....	10
---	----

Safety Equipment

Combination Lap and Shoulder Belt Restraint System.....	11
Safety Flag.....	12

Pre-Ride Inspection

Engine Stopped Inspections.....	13
Engine Started Inspections.....	14

Fun Kart Operation

Operating Controls.....	15-17
Throttle	
Brake	
Steering	
Engine Stop Switch	
Control Console	
Inspection Instructions.....	17-18
Pre-Ride Inspection	
Engine Fluids	
Tire Pressure	
Testing	
Seat Adjustment	
Passenger Restraint system and Handhold	
Operating Instructions.....	19-20
Starting	
Running	
Stopping	
Turning	
Slippery Surfaces and Skids	
Passengers	

Maintenance / Storage

Oil Change.....	20
Lock nuts.....	21
Drive Components.....	21-23
Chains	
Torque Converter	
Chassis and Steering.....	23-25
Decals.....	25-26
Reverse Shift Adjustment.....	26
Brake Service.....	26-27
Electrical.....	27
Battery	
Fuse Replacement	
Storage.....	27
Replacement Parts.....	28
Periodic Maintenance Schedule.....	28
Fastener Torques.....	29
Kart Specifications.....	29

SAFETY



This is the safety alert symbol. When you see this symbol on your machine or in this manual, be alert to the potential for personal injury.



Read and follow all instructions in this Owner's manual and any accompanying supplements before attempting to operate this Fun-Kart. Make sure to view the Operations and Safety video.



WARNING: Indicates a potential hazard that could result in severe personal injury or death.



CAUTION: Indicates a potential hazard which may result in personal injury or damage to the Fun-Kart.

NOTE: Use of the word "NOTE" will alert you to key information or instructions.

Important Rules for Safe Operation



WARNING: Exhaust fumes are toxic.

- California Proposition 65 **WARNING:** Gasoline engine exhaust from this Fun-Kart contains chemicals known to the State of California to cause cancer, birth defects, or other reproductive harm. The engine exhaust contains carbon monoxide, which is a tasteless, odorless, poisonous gas.
- NEVER operate this Fun-Kart indoors or in an enclosed area without adequate ventilation.



WARNING: This Fun-Kart is not licensable. DO NOT operate it on any public road, street, highway, sidewalk, or alley.

- This Fun-Kart may be operated only on private property and areas approved by local law.



WARNING: This Fun-Kart may have been supplied to you completely assembled. To prevent injury or death read and follow the assembly instructions to make sure the Fun-Kart was assembled properly.



WARNING: Always perform Daily Pre-Ride Inspections as outlined in this manual.



WARNING: Check tire pressure before each use.

- Prior to operating the vehicle check and adjust tire pressure to the proper operating pressure as indicated on the sidewall of each tire. A tire pressure gauge is required to obtain accurate readings.



WARNING: Fun-Kart modification or removal of original equipment or safety decals can render the Fun-Kart unsafe for operation.



WARNING: Safety decals must be replaced if they become unreadable or detached from the Fun-Kart.

- If decals are unreadable or missing, warning of potential hazards or safety requirements may be lacking.



WARNING: This Fun-Kart is not designed or intended for stunt riding, spinouts, donuts, racing, or any form of competition.

 **WARNING: This Fun-Kart is not designed for use on rental tracks of any kind.**

 **WARNING: The safe operation of this Fun-Kart is dependent upon the operator's ability to exercise proper judgment.**

- Operator must not be too small or too large for controlled operation.
- Operator must be of sufficient age, understanding, mental capacity, and physical capacity to safely operate the Fun-Kart.
- Fun-Kart should only be operated after mature, supervised instruction and sufficient practice in an uncongested area.


 **WARNING: Operator MUST always wear a properly fitting motorcycle helmet approved by agencies such as the Department of Transportation (DOT), Safety Helmet Council of America (SHCA), or Snell Memorial Foundation (SNELL).**

- Most accident fatalities are due to head injuries.
- Operator (and any passenger) should also wear face shields or goggles, boots, gloves and other appropriate protective clothing.

(See OPERATION-OPERATING INSTRUCTIONS)

 **WARNING: Long hair, loose clothes, or jewelry can get caught in moving parts below and behind the seat or surrounding environment.**

- Remove or tie back anything loose that can reach below and behind the seat before riding.

 **WARNING: NEVER place hands, feet, or any body parts or clothing near the engine, wheels, chain, and other rotating parts of the Fun-Kart while riding or running the engine.**

- Use caution in performing required maintenance on or near operating engine.
- Use caution after the engine has been running, since the engine and other drive components may be extremely hot.


 **WARNING: NEVER adjust, repair, or clean the Fun-kart while it is in motion.**

 **WARNING: STOP the engine if the Fun-Kart makes unusual noises or vibrations.**


- Check the Fun-Kart for damage.
- Excessive noise or vibration is a sign of loose or worn parts.

 **WARNING: Keep guards in place at all times.**


- Prevent accidental contact by the operator or service personnel while the Fun-Kart is running.
- The guards over the brake, clutch or torque converter, axle and drive sprockets also help prevent mud and debris from coming in contact with those items.

 **WARNING: Be sure the passenger restraint system is properly adjusted and fastened at all times during operation.**


- If the passenger restraint system is not properly used by the operator and/or passengers, loss of control and possible personal injury and/or Fun-Kart damage can occur.

 **WARNING: When there is no passenger in the Fun-Kart, the passenger's seatbelt must be securely fastened within the Fun-kart.**

- If the passenger restraint system is not properly used by the operator and/or passenger, loss of control and possible personal injury and/or Fun-Kart damage can occur.


 **WARNING: All screws, nuts, and bolts must be properly tightened to make sure the Fun-Kart is in safe operating condition.**

NOTE: Over tightening hardware where parts are required to move, such as front wheels, spindles, a-arm pivots, etc., can restrict movement and cause a loss of control and possible injury.


 **WARNING: Prevailing-torque type locknuts must be replaced with new after the old locknuts have been removed.**

- Replace with the same type of locknut to make sure they function properly. Refer to the maintenance section for more information on locknuts.


 **WARNING: Keep the engine free of dirt and debris, especially in the throttle linkage area.**

 **WARNING: NEVER start the engine without the operator properly seated and the restraint system properly adjusted and secured.**

 **WARNING: NEVER start the engine without checking to see that the throttle control is in idle position.**

 **WARNING: NEVER tamper with, alter, or change the Fun-Kart's engine governor settings.**

- The governor as set by the engine manufacturer, limits maximum engine speed and protects the engine from damage.
- Excessive engine speed is potentially dangerous to operator, passengers, bystanders, and engine.

 **WARNING: Excessive Fun-Kart speed is potentially dangerous to operator, passengers, and others.**

 **WARNING: Check fuel supply before each use.**


- NEVER fill fuel tank while the engine is running or hot.
- DO NOT overfill tank.
- ALWAYS allow at least ½" of expansion space at the top of tank.
- There should not be any fuel in the filler neck.
- Replace cap tightly to prevent a fuel spillage fire hazard.

NOTE: Always use an original gas cap or OEM replacement.

- NEVER fill fuel tank while the Fun-Kart is inside a building.
- After filling the tank, move the Fun-Kart at least ten feet before attempting to start the engine.

 **WARNING: ALWAYS use extreme caution when starting the engine.**











- Hot engine, muffler, or drive components can burn on contact.

 **WARNING: Wet, slippery, rough, or sloped terrain is potentially dangerous and may result in injury if proper caution is not observed.**

- ALWAYS SLOW DOWN
- Operator must use mature judgment, skill, and experience to choose a speed suitable for terrain and riding conditions in protecting operator and any bystanders.
- Operator must use mature judgment, skill and experience in choosing suitable terrain for individual operational capabilities.

 **WARNING: ALWAYS SLOW DOWN when turning.**

- High-speed turning can cause loss of control and/or possible operator injury.
- Turning on a slope increases the risk of rollover.
- Practice operation is required to coordinate turning skill.
- Failure to operate this Fun-kart at a safe speed while turning can result in a strong possibility of severe personal injury.

-  **WARNING: When turning on pavement, loose gravel, or similar surfaces, there is an increased risk in loss of control.**
- ALWAYS SLOW DOWN!
-  **WARNING: Washing or operating the Fun-Kart in freezing temperatures can result in water freezing in the throttle cable conduit and/or on the throttle mechanism.**
- This may result in the throttle sticking which can cause the engine to continue to run and result in loss of control.
-  **WARNING: Operating the Fun-Kart in conditions where water, mud, snow, dirt, sand, or other debris can get into the throttle cable conduit and/or on the throttle mechanism can cause binding of the cable and/or the throttle mechanism.**
- This may result in the throttle sticking which can cause the engine to continue to run and result in loss of control.
-  **WARNING: Assembly, maintenance, and/or repair of this Fun-Kart should only be performed by designated dealers or authorized small engine centers (for engine repairs) so that no unsafe conditions or modifications are made.**
-  **WARNING: Read and keep all supplied printed material.**
- Supplements to this Operator's Manual contain updated information relative to your specific Fun-Kart model. It is important to keep all of these documents for reference.
-  **CAUTION: When making repairs or adjustments to the Fun Kart, the spark plug wire MUST be disconnected and kept away from the spark plug to prevent accidental starting.**
- When working on, around, or restarting engine, use extreme caution to avoid contact with the muffler, cylinder head or any potentially hot area on or around the engine.
- Ensure that all guards are in place prior to starting the engine.
-  **CAUTION: During Fun-Kart storage, keep it in a place where gasoline fumes will not reach and open flame, spark, or other source of ignition.**
- For long-term storage, fuel tank should be drained in an open, cool area.
- Engine must be allowed to cool before storage in any enclosure.
- NEVER store the Fun-kart in close proximity to appliances such as hot water heaters or furnaces.
-  **CAUTION: NEVER operate the Fun-Kart while under the influence of alcohol, drugs, or medication of any kind.**
- Such operation is dangerous to yourself and/or others.
-  **CAUTION: Brush Bars assembled to this Fun-Kart are for decorative purpose and limited brush protection.**
- Brush Bars were not designed for roll over or to restrict all brush or tree branches from protruding into operator/passenger compartment.
-  **CAUTION: If the Fun-Kart should start making unusual noise or vibrating abnormally, the engine should be stopped and the spark plug wire disconnected. The vehicle should then be checked for damage. Excessive noise or vibration is generally a warning of loose or worn parts.**

Terminology

- **Axle Guard** – a device, which covers the drive axle on Fun-Karts, so that the possibility of injury resulting from hand, hair, loose clothing, or body part contacting the axle is reduced.
- **Brush Bars** – any device supplied by the manufacturer intended to deflect loose vegetation from the path of the Fun-Kart operator and passenger.
- **Torque Converter** – belt drive variable speed transmission. Consists of a drive clutch, belt and driven pulley. The torque converter is disengaged at engine idle speeds.
- **Engine Stop Switch** – a two position switch that, when activated, causes the engine to stop or not operate.
- **Fun-Kart** – a gas powered motorized vehicle with four wheels and a single or double seat, sold commercially as consumer goods and intended for private personal recreational use by consumers for off-road use on suitable terrain, as recommended by the manufacturer, at speeds of over 12mph, but not exceeding 40mph.
- **Motorcycle Type Helmet** – a helmet normally used by operators of motorcycles, approved by agencies such as the Department of transportation (DOT), Safety Helmet Council of America (SHCA), or Snell Memorial Foundation (SNELL). It must be without defects that may impair safety related function and be properly sized for the operator of the Fun-Kart.
- **Race Kart** – karts intended by the manufacturer for racing on tracks, streets, or other areas in competition.
- **Supervisor** – a competent person of legal age of consent knowledgeable with regard to the Fun-Kart, its safe operation and maintenance, who is responsible for ensuring that each operator and passenger comply with the manufacturer's written materials for use, maintenance, and operation.
- **Throttle Stop** – a device used to limit the travel of the throttle control.
- **Concession Kart** – karts used by the public for a fee.

Qualifications for Fun-Kart Users

This Fun-Kart is restricted to use by operator and passenger with a minimum age of sixteen years. Fun-Karts are intended for use by operators who meet the physical and cognitive capabilities set out by the manufacturer in the material provided with the Fun-Kart. Some Fun-Karts have further age restrictions on operators and passengers based on speed and performance of the kart. Check and comply with safety decals on the Karts.

Consumer Responsibility for Safe Use and Maintenance of Fun-Karts

1. Fun-Karts shall not be modified from the manufacturer's original design and configuration.
2. Fun-Karts shall not be used to perform racing, stunt riding, jumps, spinouts, donuts, or other maneuvers as they may cause loss of control. As such, these activities are likely to result in possible injury to the operator, bystanders, or both.

3. Prior to each use, the operator shall perform the preoperational checks specified by the manufacturer, and further verify:
 - a. Smooth throttle operation and positive return of the throttle linkage to a closed throttle position when released;
 - b. That the throttle cable and linkages operate properly and the throttle cable or other linkages be adjusted properly;
 - c. That the steering linkage is adjusted and operates smoothly;
 - d. That the engine stop switch is properly functioning;
 - e. That all guards originally supplied by the manufacturer are in proper place in serviceable condition;
 - f. That engine idle speed is below the point of clutch or torque converter engagement;
 - g. That the gas tank is in good condition and the proper gas cap is fastened securely;
 - h. That the braking system is functioning properly;
 - i. That all safety labels are in place, legible and understood;
 - j. That any and all axle guards, chain guards, torque converter covers, or other covers or guards supplied by the manufacturer are in place and in serviceable condition;
 - k. That tires are in good condition, inflated properly, and have sufficient tread remaining; and
 - l. That all fasteners are in place and tightened securely.
4. Fun-Kart engines shall not be started unless the operator is seated in proper position for vehicle operations and the brake fully engaged.
5. Long hair, loose clothes, or jewelry can get caught in moving parts below the seat or surrounding environment. Remove or tie back anything loose that can reach below or behind the seat before riding.
6. Fun-Karts shall only be fueled by a supervisor knowledgeable with regard to proper fueling techniques.
7. A supervisor shall verify personally that everyone operating or riding is knowledgeable, capable, and has the cognitive capacity to operate the Fun-kart safely, including those items specified in 1 through 6.
 - a. The supervisor shall only allow the use and operation of the Fun-Kart after demonstration that each operator can understand and operate all components of the Fun-Kart prior to use.
 - b. The supervisor shall provide continuous supervision during Fun-Kart use.
 - c. The supervisor shall not allow anyone to ride in or operate the Fun-Kart with long hair, loose clothes, or jewelry that can get caught in moving parts below the seat or surrounding environment. Remove or tie back anything loose that can reach below or behind the seat before riding.
8. Fun-Kart operators and passengers shall adhere to all manufacturer's recommendations and instructions, as well as comply with all laws and ordinances, as well as:
 - a. Operators shall stay seated with both hands on the steering wheel and both feet in the Fun-Kart at all times, whether moving or stationary, unless the Fun-Kart is stopped completely and the engine has been shut off.
 - b. Passengers shall remain seated with arms and legs inside the Fun-Kart at all times during Fun-Kart operation.
 - c. Shall observe minimum age restrictions.
 - d. Shall not ride the Fun-Kart if long hair, loose clothes, or jewelry reach below or behind the seat.



WARNING: Risk of death or serious injury!

Long hair, loose clothes, or jewelry can get caught in moving parts below and behind the seat or surrounding environment.

Remove or tie back anything loose that can reach below or behind the seat before riding.

- e. Shall not allow smoking in Fun-Kart.
 - f. Persons under the influence of drugs, alcohol, or intoxicants shall not supervise, operate, or ride in a Fun-Kart.
 - g. Fun-Karts shall operate only on a surface or terrain recommended by the Fun-Kart's manufacturer.
 - h. Fun-Karts shall not be operated on roads, streets, highways, or any other location where road vehicles are intended to travel.
 - i. Fun-Karts shall be operated only with adequate lighting and under conditions of suitable visibility.
9. Persons with the following conditions shall not ride in or operate a Fun-Kart:
- a. Those with heart conditions
 - b. Pregnant women
 - c. Persons with head, back, or neck ailments, or prior surgeries to those areas of the body.
 - d. Persons with any mental or physical conditions, which may make them susceptible to injury or impair their physical dexterity or mental capabilities to recognize, understand, and perform all of the safety instructions, and be able to assume the hazards inherent in Fun-Kart use.
10. Fun-Kart shall not be used to:
- a. Transport a passenger except in the seating area provided.
 - b. Transport materials or equipment;
 - c. Transport animals.
11. Fun-kart operators always shall use appropriate protective clothing, including but not limited to a motorcycle type helmet and eye protection, with appropriate certification, and any other equipment recommended by the Fun-Kart manufacturer including gloves, footwear, long sleeve shirts, and long pants.
12. No operator or other person shall contact any portion of the engine, wheels, or drive train for any purpose including maintenance until the engine has been turned off and allowed to cool, and the Fun-Kart is in a stable and stationary position.
13. Passenger restraints must be used in accordance with, and limited to, the manufacturer's guidelines.
14. Fun-Kart components shall be maintained and repaired in accordance with the manufacturer's specifications and utilizing only the manufacturer's authorized replacement parts with installation performed by designated dealers or other skilled persons.

MANCO POWERSPORTS LIMITED WARRANTY

Manco PowerSports. (hereinafter referred to as "Manco") hereby warrants to the **original purchaser** that the frame components of new Manco recreational vehicles will be free from defects in material and workmanship. The period of warranty is **thirty (30) days** from date of purchase for the component parts (except as noted below), and a period of **ninety (90) days** from date of purchase for the frame. Engine warranty varies with the Engine Manufacturer and product type. The warranty period for the engine can be between 90 days and 3 years. Please check with a Service Center for your Engine's Manufacturer to verify your engine warranty. Manco, if notified of a defect in material or workmanship during the period of warranty, will repair or replace, at its option, defective parts at no charge, other than the reasonable cost for the transportation of the component(s). Manco will also agree to pay reasonable charges for labor, if necessary, to perform a warranty repair.

The original purchaser must operate the vehicle and maintain the vehicle in accordance with the instructions provided in the Operator's Manual, the supplements thereto and labels affixed to the vehicle. Additionally, within ten (10) days of the discovery of an alleged defect, the original purchaser must provide written notification to: **Manco's Customer Service Department at 4404 Engle Ridge Drive, Fort Wayne, IN 46804.**

General Exclusions: This limited warranty does not cover component failure or damage caused by any of the following: abnormal strain or stress; neglect; abuse; improper assembly of components which were supplied in the factory sealed carton, after the vehicle left Manco; improper maintenance; improper use of the vehicle, including, but not limited to racing, jumping, stunt driving, or any other use prohibited by the Operator's Manual. Additionally, this warranty does **not** cover component failure or damage to vehicles which are leased or rented, or vehicles which are used at a concession track.

Specific Exclusions: This limited warranty does not apply to components, which are subject to normal wear and tear. These items include, but are not limited to, the tires, clutch, the brakes, throttle cable, drive belt, the torque converter, chain, seat, lights, fasteners, decals, or cosmetic body panels. **This warranty does not apply to the engine, which is covered by its manufacturer's warranty.**

MANCO MAKES NO OTHER WARRANTY OF ANY KIND, EXPRESSED OR IMPLIED. ALL WARRANTIES OF MERCHANTABILITY AND FITNESS FOR A PARTICULAR PURPOSE WHICH EXCEED THE OBLIGATIONS AND TIME LIMITATIONS SPECIFIED IN THE WARRANTY ABOVE ARE HEREBY DISCLAIMED BY MANCO AND EXCLUDED FROM THIS WARRANTY. ADDITIONALLY, THIS WARRANTY EXCLUDES ANY INCIDENTAL OR CONSEQUENTIAL DAMAGES, INCLUDING BUT NOT LIMITED TO LOSS OF USE. SOME STATES DO NOT ALLOW A MANUFACTURER TO EXCLUDE OR LIMIT INCIDENTAL OR CONSEQUENTIAL DAMAGES AND, THEREFORE, THE ABOVE EXCLUSION MAY NOT APPLY TO YOU.

SOME STATES DO NOT ALLOW LIMITATIONS ON HOW LONG AN IMPLIED WARRANTY WILL LAST. IT IS POSSIBLE THAT THE ABOVE LIMITATION MAY NOT APPLY TO YOU.

THIS WARRANTY GIVES YOU SPECIFIC LEGAL RIGHTS, AND YOU MAY ALSO HAVE OTHER LEGAL RIGHTS, WHICH VARY, FROM STATE TO STATE.

Combination Lap and Shoulder Belt Restraint System



This vehicle is shipped with a combination lap and shoulder belt restraint system for each occupant location. The combination lap and shoulder belt restraint system must be installed in the kart according to the Assembly Instructions provided with this kart. The proper use of the combination lap and shoulder belt restraint system can reduce the chance of and/or the severity of injury in an accident. The combination lap and shoulder belt restraint system must be worn by each occupant while the kart is being operated.

To properly fasten the lap belt restraint system:

1. Adjust the seat location to the position that allows full operation of the brake and throttle pedals, and steering wheel by the operator.
2. Pull the long belt with the metal tongue across the shoulder, chest and lap.
3. Insert the metal tongue into the buckle until it is securely latched.
4. Adjust the plastic tension stop such that the belt, when tensioned, is against the shoulder and chest with no excess slack.
5. Final adjustment must be such that the belt fits snugly and as low as possible around the hips of the operator.
6. Repeat steps 1-5 for a passenger.

To properly unfasten the restraint system:

1. Push the release button on the buckle. This allows the tongue to unlatch from the buckle.



⚠ WARNING: The number of occupants must never exceed the number of restraint systems in the kart. Never use a single belt for more than one person. Failure to follow these warnings could increase the risk and/or severity of injury in an accident.

⚠ WARNING: The lap belt portion of the restraint system must fit snugly and as low as possible around the occupant's hips. If the combination lap and shoulder belt restraint system are not used properly, the risk of injury in an accident greatly increases.

⚠ WARNING: Use the shoulder portion of the belt over the shoulder only. Never place the shoulder belt under the arm. Never place it behind the neck and over the other shoulder. Failure to follow these warnings could increase the risk and/or severity of injury in an accident.



WARNING: Never use a combination lap and shoulder belt restraint system for more than one person. Failure to follow this warning could increase the risk and/or severity of injury in an accident.

Lap belt restraint system inspection:

1. Inspect the webbing of the restraint system for abrasion, cuts, or broken stitching. Replace the restraint system if the webbing is cut or abraded.
2. Verify that the metal tongue(s) latches securely when inserted in the buckle(s). If not, clean the buckle(s) and metal tongue(s) as described in the maintenance section below.
3. Verify that the metal tongue(s) releases from the buckle(s) when the release button(s) is pressed. If not, clean the buckle(s) and metal tongue(s) as described in the maintenance section below.
4. Verify that the restraint system is securely attached to the kart with the specified bolts and nuts.

Combination Lap and Shoulder belt restraint system maintenance:

1. The buckle(s) and metal tongue(s) may require periodic cleaning to ensure that they latch and unlatch properly. This can be accomplished by flushing them with water and drying. The buckle(s) must be dried to ensure that there is no water inside that can freeze and render the buckle(s) inoperable.
2. The webbing may also require periodic cleaning to ensure that it retracts and extends freely into the seat belt retractor. This may also be accomplished by flushing with water and drying to avoid freezing.
3. The retractor is a sealed unit and can be flushed and washed with plain water. Avoid flushing the assembly in cold weather to prevent freezing.



WARNING: The maintenance of the restraint system described above is required to ensure proper functioning to reduce the risk and/or severity of injury in an accident.



WARNING: The proper functioning of the retractor and plastic tension stop on the belts are critical to minimizing the possibility of the belts being outside the kart and becoming entangled in the rear wheels or snagging a fixed object.



WARNING: Read, understand, and obey all WARNINGS in the operator's manual and any other documents provided with this kart before and when using the kart.



WARNING: The occupant(s) of this vehicle should wear (at a minimum) a DOT, SHCA or SNELL approved helmet, face shield or goggles, and other appropriate protective clothing.

Safety Flag



WARNING: The safety flag is added to this kart for off-road visibility ONLY. It is provided, and required, for increased visibility, especially on hilly terrain and is required by law in many states.

Reference Customer Assembly Instruction manual for installation instructions of the safety flag for your kart.