

OPERATOR'S MANUAL

SUPPLEMENT

Model No. 435B

436C

⚠ WARNING:

Read Engine Owner's Manual, Vehicle Operator's Manual, and Supplement Carefully Before Operating Vehicle.

Parts List



4404 Engle Ridge Drive, Fort Wayne, IN 46804

ph (260) 432-1596

fx (260) 432-7870

**THIS VEHICLE IS FOR
OFF-ROAD USE ONLY**

BEFORE OPERATING THIS VEHICLE, THE OWNER AND/OR OPERATOR MUST UNDERSTAND THE VEHICLE WAS NOT DESIGNED OR MANUFACTURED TO MEET SPECIFICATIONS FOR USE ON STREETS, HIGHWAYS, OR THOROUGHFARES AND HAVE READ AND HAVE AN UNDERSTANDING OF ALL THE INSTRUCTIONS FOR SAFE ASSEMBLY AND OPERATION AS WELL AS THE INSTRUCTIONS GOVERNING THE ENGINE AND OTHER PORTIONS OF THE VEHICLE.

PARTS LIST MODELS 435B & 436C

REF	PART #	DESCRIPTION
	13421-2	FRAME - BLACK
	13421-7	FRAME - LIME GREEN
1	13421-13	FRAME - ORANGE
	13421-37	FRAME - RED WAGON
	13421-39	FRAME - TRAFFIC YELLOW
ASM	10869	TIE ROD ASSY LONG (INCL 2, 4 - 7)
ASM	5020	TIE ROD ASSY SHORT (INCL 3 - 7)
2	10868	TIE ROD - 19.00 INCH
3	5004	TIE ROD - 7.25 INCH
4	1415	TIE ROD END - LEFT
5	1414	TIE ROD END - RIGHT
6	9024	NUT 3/8-24 JAM - LEFT
7	9092	NUT 3/8-24 JAM - RIGHT
8	9674-16	SPACER 3/8ID X 3/8L ZINC
9	9146	BOLT 3/8-16 X 1.50 HHCS G5 ZINC
10	9158	BOLT 3/8-16 X 2.25 HHCS G5 ZINC
11	9006	BOLT 1/4-20 X .50 HH WHIZ FLANGE
12	10548-2Z	LEFT SPINDLE BLACK WITH ZERK
NI	10549-2Z	RIGHT SPINDLE BLACK WITH ZERK
13	9709	COMPRESSION SPRING
14	5682	BOLT 1/2-13 X 5.50 HHCS G5 ZINC
15	1012	NUT 1/2-13 TOPLOCK HEX ZINC
16	13354	NUT 5/8-11 CENTERLOCK HEX ZINC
17	1104	SPLIT SPACER .812OD X .625ID X 1.00L
18	12490	WHEEL ASSY 6INCH (INCL 21 & 22)
NI	4915C	REPLACEMENT TIRE FOR #18
NI	3802	REPLACEMENT TUBE FOR #18
19	13355	NUT 3/4-10 CENTERLOCK ZINC
20	1168	WASHER 3/4 STEEL ZINC
21	5090	BEARING 5/8 ID X 1-3/8 OD
22	5950	SPANNER 5/8 ID X 2-1/8
23	12778	WHEEL ASSY 6INCH DRIVE
24	13407	SPROCKET W/DRUM 420 X 27T
25	11808	VINYL CAP 1.50 X 1.50
26	6788	SPANNER 5/8ID X 14G X 5.875
28	1136	NUT 5/8-18 CENTERLOCK HEX JAM ZINC
31	9085	NUT 3/8-16 TOPLOCK HEX ZINC
32	1119	SPACER .625ID X 1.062OD X .125THK
33	13473	BOLT 3/8-16 X 4.50 HH G5 ZINC
34	6309-16	THROTTLE PEDAL
35	9503	PEDAL SPRING - RIGHT WOUND
NI	9929	VINYL CAP BLACK - .25 X .25
37	8251	THROTTLE CABLE - 74.50 INCH

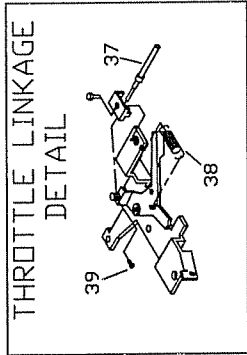
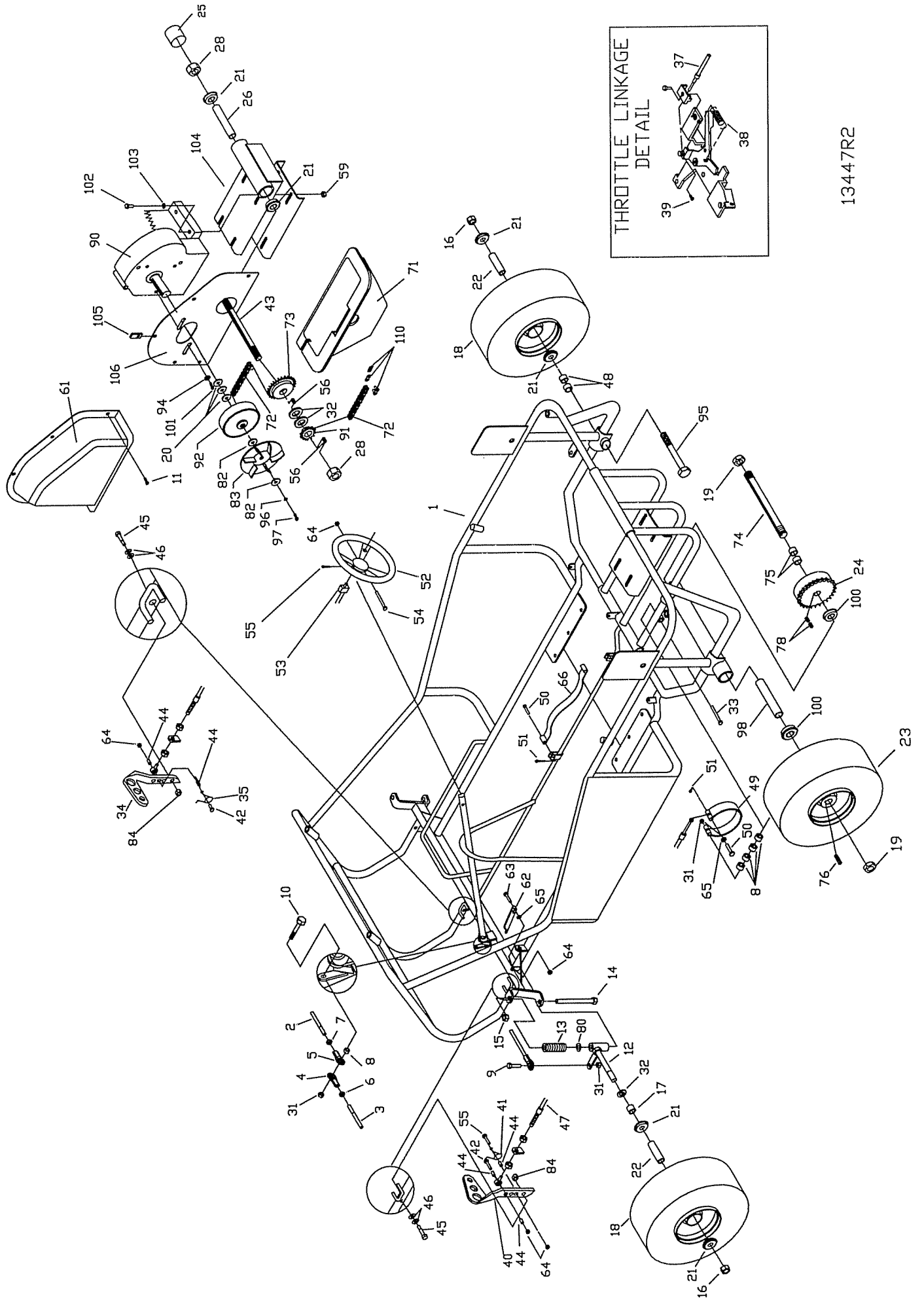
REF	PART #	DESCRIPTION
38	12348	RETURN SPRING
39	12347	SWIVEL SCREW
40	6293-16	BRAKE PEDAL
41	9502	PEDAL SPRING - LEFT WOUND
42	1848	BOLT 1/4-20 X 1.25 HHCS G5 ZINC
43	2072	JACKSHAFT 5/8 X 10.375
44	1389	BUSHING .25ID X .031G X .313
45	1447	BOLT 5/16-18 X 3/8 X 1-1/8 SHOULDER
46	9091	WASHER FLAT 3/8 SAE ZINC
47	13426	BRAKE CABLE
48	12093	BUSHING 5/8ID X 1/2 L ZINC
49	1036	BRAKE BAND
50	9118	CLEVIS PIN
51	9116	COTTER PIN
52	6038	STEERING WHEEL
53	9799	STOP SWITCH WIRE ASSY
NI	9796	BOLT NBR12-24 X .50 SELF TAPPING
NI	1463	INSULATING BUSHING - BLACK
NI	5287	BOLT NBR 10-16 X .375 SELF TAPPING
NI	5288	WIRE CLAMP
NI	12273	WIRE HARNESS
54	9080	BOLT 1/4-20 X 2.75 HHCS G2 ZINC
55	9160	BOLT 1/4-20 X .875 NYLOCK HHCS G5 Z
56	1030	KEY 3/16 SQ X .75
57	6320	HEADREST - SINGLE
58	12734	SEAT - BACK/BOTTOM
59	1263	NUT 5/16-18 HEX WHIZ FLANGE ZINC
61	13443	TOP GUARD
62	13310-2	PEDAL LATCH - BLACK
63	1846	BOLT 1/4-20 X .750 HHCS G5 ZINC
64	9057	NUT 1/4-20 TOPLOCK ZINC
65	1854	WASHER NBR 14 FLAT ZINC
66	4372	HANDHOLD
69	2388	NUT 3/8-24 HEX ZINC
70	5732	WASHER 1/4 EXTERNAL LOCK ZINC
71	13442	BOTTOM GUARD
72	9724	CHAIN 420 X 42P AE (INCL #110)
73	13406	SPROCKET 420 X 35T 5/8BORE
74	13418	JACKSHAFT 3/4 X 21.375
75	1938	SPACER .75ID X 11G X .375 ZINC
76	3403	KEY 3/16 SQ X 2.00
77	8778	HARNESS - LAP/SHOULDER

REF	PART #	DESCRIPTION
78	1031	KEY 3/16 SQ X .50
79	9188	BOLT 1/2-13 X 1.50 HHCS G5 ZINC
80	9022	WASHER 1/2 STD FLAT ZINC
81	2386	BOLT 3/8-16 X 3.50 HHCS G5 ZINC
82	1398	WASHER 21/64 ID X 1-1/4 X 1/8
83	13048	IMPELLER
84	1189	NUT 5/16-18 TOPLOCK HEX ZINC
85	9189	BOLT 1/4-20 X .875 HH WHIZ FLANGE
86	1876	BOLT 1/4-20 X .625 HH WHIZ FLANGE
87	9988-2	SEAT FRAME - BLACK
88	6734	SEAT SLIDE - PAIR
89	5447	SAFETY FLAG - 6 FT
90	12247	ENGINE - 5HP OHC (MODEL 435B)
	12250	ENGINE - 6.5 OHC W/COIL (MODEL 436C)
91	13258	SPROCKET 420P X 12T
92	12884	CLUTCH 41-10T
93	11361	BOLT - FLAG MOUNTING
94	9060	WASHER 5/16 TYPE A SAE ZINC
95	1138	BOLT 5/8-11 X 7.00 HHCS G5 ZINC
96	1124	WASHER 5/16 SPLIT LOCK ZINC
97	8139	BOLT 5/16-24 X 1.00 HHCS G5 ZINC
98	13427	SPANNER 3/4 ID X 13.942
100	12783	BEARING 3/4 ID X 1-3/4 OD SNAP RING
101	9101	BOLT 5/16-24 X .50 NYLOCK HHCS G5
102	9186	BOLT 5/16-18 X 1.50 HHCS G5 ZINC
103	9030	WASHER 5/16 INTERNAL LOCK ZINC
104	13409-2	TAV CHASSIS - BLACK
105	8227	NUT 1/4-20 CLIP
106	13452-2	BACKING PLATE - BLACK
107	13074-2	FRONT BAR - BLACK
108	12731-2	HEADREST WDMT - BLACK
109	13071-2	CENTER/REAR BAR - BLACK
110	2037	MASTER LINK 420 CHAIN
ADDITIONAL PARTS FOR MODEL 436C ONLY		
NI	12794	RUN LIGHT KIT
NI	13097	REPLACEMENT RUN LIGHTS - PAIR
NI	9389	10 AMP FUSE (FOR RUN LIGHTS)
NI	12795-2	RUN LIGHT MOUNT BRACKET - BLACK

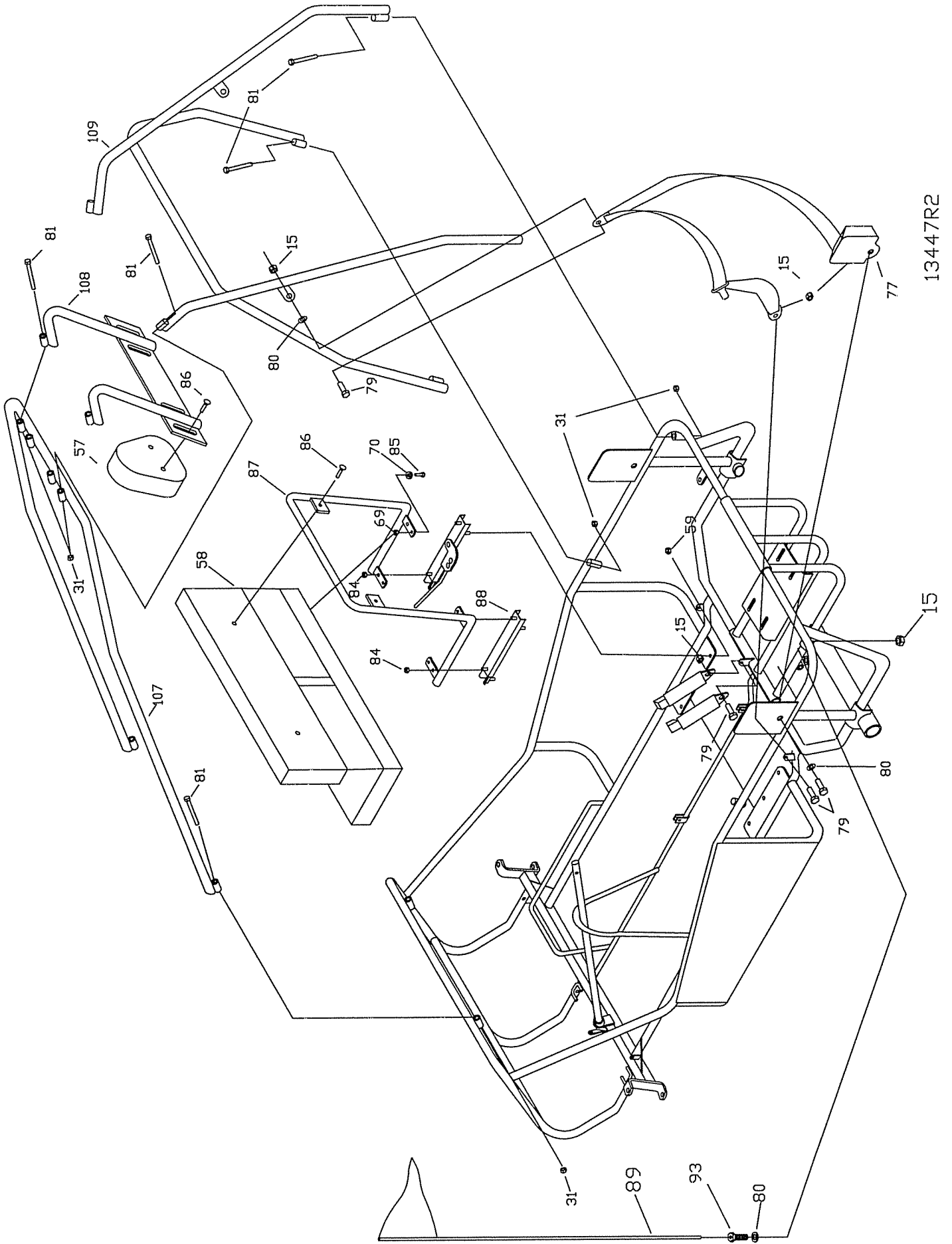
ASM = ASSEMBLY

NI = NOT ILLUSTRATED

****** = NOT SOLD SEPERATELY



13447R2



13447R2