

Operator's Manual
SUPPLEMENT
Model No. 425B-X
426C-X

▲ WARNING:

Read Engine
Owner's Manual,
Vehicle Operator's
Manual, and
Supplement
Carefully Before
Operating Vehicle.

Parts List

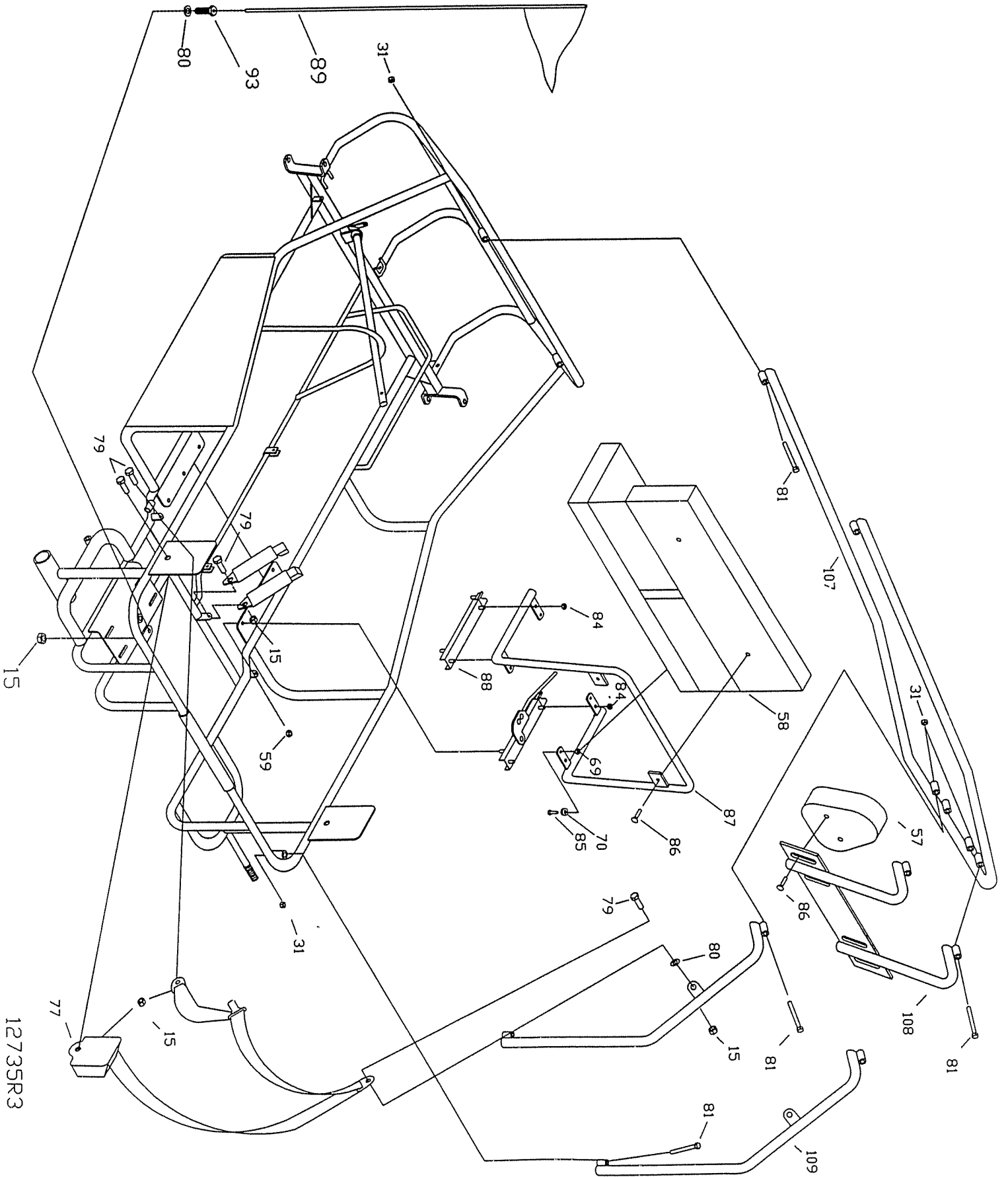


4404 Engle Ridge Drive, Fort Wayne, IN 46804
ph (260) 432-1596 fx (260) 432-7870

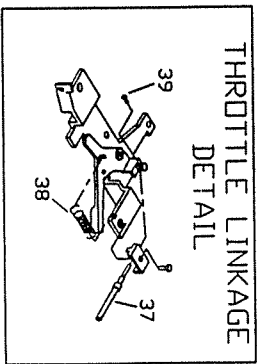
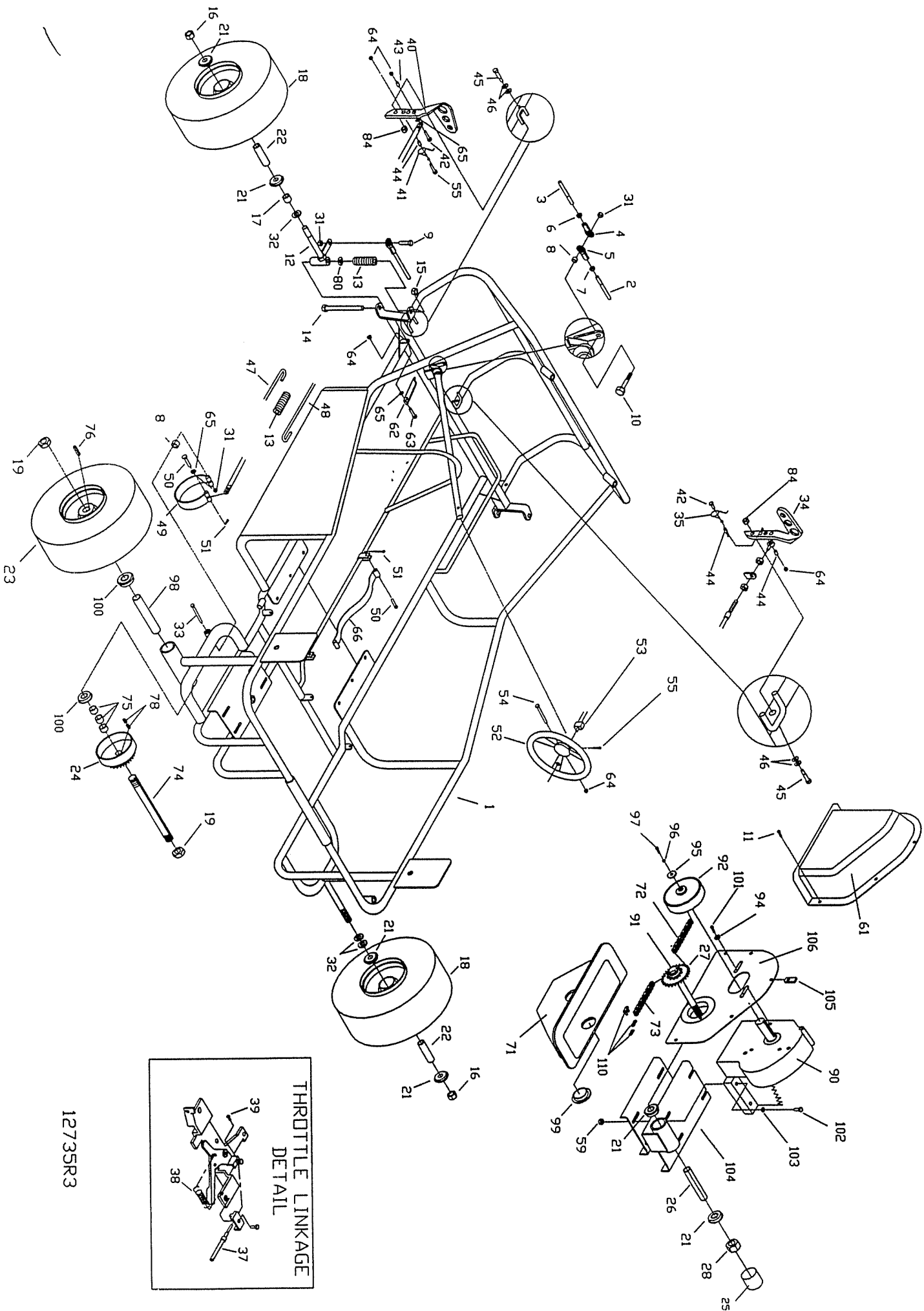
**THIS VEHICLE IS FOR
OFF-ROAD USE ONLY**

BEFORE OPERATING THIS VEHICLE, THE OWNER AND/OR OPERATOR MUST UNDERSTAND THE VEHICLE WAS NOT DESIGNED OR MANUFACTURED TO MEET SPECIFICATIONS FOR USE ON STREETS, HIGHWAYS, OR THOROUGHFARES AND HAVE READ AND HAVE AN UNDERSTANDING OF ALL THE INSTRUCTIONS FOR SAFE ASSEMBLY AND OPERATION AS WELL AS THE INSTRUCTIONS GOVERNING THE ENGINE AND OTHER PORTIONS OF THE VEHICLE.

3



12735R3



12735R3

PARTS LIST FOR MODELS 425B, 426C

REF NO.	PART NO.	DESCRIPTION	REF NO.	PART NO.	DESCRIPTION	REF NO.	PART NO.	DESCRIPTION
1	12680-37	FRAME WDMT RED (426)	37	8251	THROTTLE CABLE 74.50 INCH	84	1189	NUT 5/16-18 HEX TOPLOCK
1	12680-39	FRAME TRAFFIC YELLOW (425)	38	12348	RETURN SPRING	85	9189	BOLT, 1/4-20 X .875 HEX FLANGED
ASM	10860-40	FRAME WDMT SILVER (425B-17)	39	12347	SWIVEL SCREW FOR ROBIN			WHIZ
ASM	10869	THE ROD ASM LONG (INCL. 2, 4-7)	40	6293-16	PEDAL, BRAKE ZINC	86	1876	BOLT 1/4-20 X .625 HEX FLANGED
2	5020	THE ROD ASM SHORT (INCL. 3-7)	41	9502	SPRING, PEDAL LEFT WOUND			WHIZ
3	10868	THE ROD 19.0	42	1848	BOLT, 1/4-20 X 1.25	87	9968-2	SEAT FRAME WELDMENT BLACK
4	5004	THE ROD 7.25	43	1848	BOLT, 1/4-20 X 1.25	88	6734	SEAT SLIDE PR - SHORT
3	1415	THE ROD END LH THREAD	44	6349	BUSHING, 5/16 OD X 22G	89	5447	SAFETY FLAG - 6FT
5	1414	THE ROD END RH THREAD	44	1389	BUSHING, 1/4 ID X .313	90	12247	ENGINE 5HP OHC (425B)
6	9024	NUT, 3/8-24 JAM LH THREAD	45	1447	BOLT, 3/8 X 1-1/8 SHOULDER	91	12250	ENGINE 6.5HP OHC W/COIL (426C)
7	9092	NUT, 3/8-24 JAM RH THREAD	46	9091	WASHER, FLAT 3/8 SAE N	92	9157	BOLT 5/8-11 X 6.500 HHCS G5 Z
8	9674-16	SPACER, 3/8 ID X 3/8 LONG	47	12733-2	WASHER, FLAT 3/8 SAE N	93	4335	CLUTCH, 75ID SGL SPKT MAX T
9	9146	BOLT, 3/8-16 X 1.50	48	9945-2	WASHER, #14 FLAT MS Z	94	11361	BOLT - FLAG MTG
10	9158	BOLT, 3/8-16 X 2.25	49	1036	WASHER, #14 FLAT MS Z	95	9060	WASHER 5/16 TYPE A PLAIN SAE N Z
11	9006	BOLT, 1/4-20 X .50 HEX FLANGED	50	9118	PIN, CLEVIS 1/4 X 1.250 Z	96	1124	WASHER, 5/16 SPLIT LOCK
		WHIZ	51	9116	PIN, COTTER 3/32 X .750 Z	97	1491	BOLT, 5/16-24 X .750
12	10548-2Z	SPINDLE WELDMENT LEFT BLACK	52	6038	STEERING WHEEL	98	12827	BOLT, 5/16-24 X .750
NI	10549-2Z	SPINDLE WELDMENT RIGHT BLACK	53	9799	STOP SWITCH WIRE ASM	99	12833	SPANNER 3/4 ID 3.672 LG
13	9709	COMPRESSION SPRING	NI	12273	WIRE HARNESS	100	12783	PLASTIC GUARD CAP - 42X
14	5682	BOLT, 1/2-13 X 5.50 G5 ZINC	54	9080	BOLT, 1/4-20 X 2.75 HHCS G2 Z	101	9101	BEARING - 3/4ID X 1.3/4OD SNAP RING
15	1012	NUT, 1/2-13 TOPLOCK	55	9160	BOLT, 1/4-20 X .875 NYLOCK	102	9186	BOLT, 5/16-24 X .500 W/ NYLOCK
16	1046	NUT, 5/8-11 TOPLOCK	56	-----	-----	103	9030	BOLT, 5/16-18 X 1.500
17	1104	SPACER SPLIT .8120D .625ID 1.000L	NI	9796	BOLT, #12-24 X .500 SELF TAPPING	104	12742-2	WASHER, 5/16 INT/EXT LOCK
18	12490	WHL ASSY STL 6IN FREE 5/8 BRGS	57	6320	HEADREST PLAIN	105	8227	NUT, 1/4-20 TINNERMAN
NI	4915C	45/70 KN (INCL. 21-22)	58	12734	SEAT - BACK/BOTTOM DBL PLAIN BLK	106	12588-2	JACKSHAFT WDMT 42X GBLK
NI	3802	TIRE 145/70 x 6 KN CARUSLE	59	1263	NUT 5/16-18 HEX FLANGED WHIZ	107	12683-2	BACKING PLATE 104/4XX GLBK
		(REPLACEMENT PART FOR #12490)	61	12600	TOP GUARD 104/42X	108	12731-2	FRONT BAR WDMT BLACK
		(REPLACEMENT PART FOR #12490)	62	1982-2	PEDAL LATCH, BLACK	109	12686-2	HEADREST WDMT BLACK
19	9162	NUT 3/4-10 HEX TL Z	63	1846	BOLT, 1/4-20 X .750	110	1269	REAR BAR WDMT BLACK
20	5090	BEARING, 5/8" I.D.	64	9057	NUT, 1/4-20 TOPLOCK	NI	12794	MASTERLINK 35 CHAIN
21	5950	SPANNER, 5/8" I.D. X 2-1/8"	65	4372	WASHER, #14 FLAT MS Z	NI	12794	RUNNING LIGHT KIT (426C ONLY)
22	12778	WHL ASSY STL 6IN DRIVE 3/4KEY	66	2388	HANDHOLD STRAP	NI	12834	OPERATOR'S MANUAL
		145/70 KN	69	5732	NUT 3/8-24 HEX Z	NI	11330	DECAL SHEET - WARNINGS LARGE
24	12745	SPROCKET WITH DRUM	70	12741	WASHER 1/4 IEL Z	NI	12008	DECAL SHEET - WARNINGS (SM #2)
25	11808	CAP VINYL 1.5ID 1.5LG	71	9788	BOTTOM GUARD 42X			
26	6568	SPANNER 5/8 ID X 3-7/8 LG 11GA	72	12658	CHAIN 35 X 58 PITCH W/MASTER			
27	12744	DOUBLE SPROCKET	73	12825	CHAIN 35 X 56 PITCH W/MASTER			
28	1466	NUT 5/8-11 FLEXLOK JAM	74	1938	JACKSHAFT 3/4 X 11.50IN			
29	-----	-----	75	3403	SPACER .75ID 11GA .375 ZI			
30	-----	-----	76	8778	KEY 3/16SQ X 2.000			
31	9085	NUT 3/8-16 TOPLOCK HEX	77	1031	HARNESS LAP SHOULDER REST			
32	1119	SPACER .625ID 1.0620D .125THK Z	78	9188	KEY 3/16SQ X .500L			
33	2386	BOLT 3/8-16 X 3.50HHCS G5 Z	79	9022	BOLT, 1/2-13 X 1.50			
34	6309-16	PEDAL, THROTTLE ZINC	80	2386	WASHER, 1/2 FLAT			
35	9503	SPRING, PEDAL RIGHT WOUND	81	5287	BOLT, 3/8-16 X 3.50			
36	9929	RUBBER CAP .25ID X .25 BLACK	NI	5288	BOLT #10-16 X .375 SELF TAPPING			
			82	-----	-----			
			83	-----	-----			

ASM = ASSEMBLY
NI = NOT ILLUSTRATED