

Operator's Manual
SUPPLEMENT
Model No. 425B-X
426C-X

⚠ WARNING:

Read Engine
Owner's Manual,
Vehicle Operator's
Manual, and
Supplement
Carefully Before
Operating Vehicle.

Parts List



4404 Engle Ridge Drive, Fort Wayne, IN 46804
ph (260) 432-1596 fx (260) 432-7870

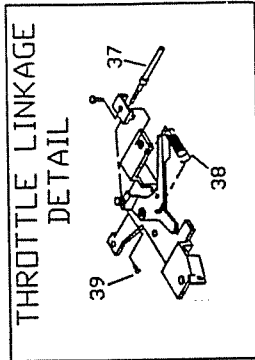
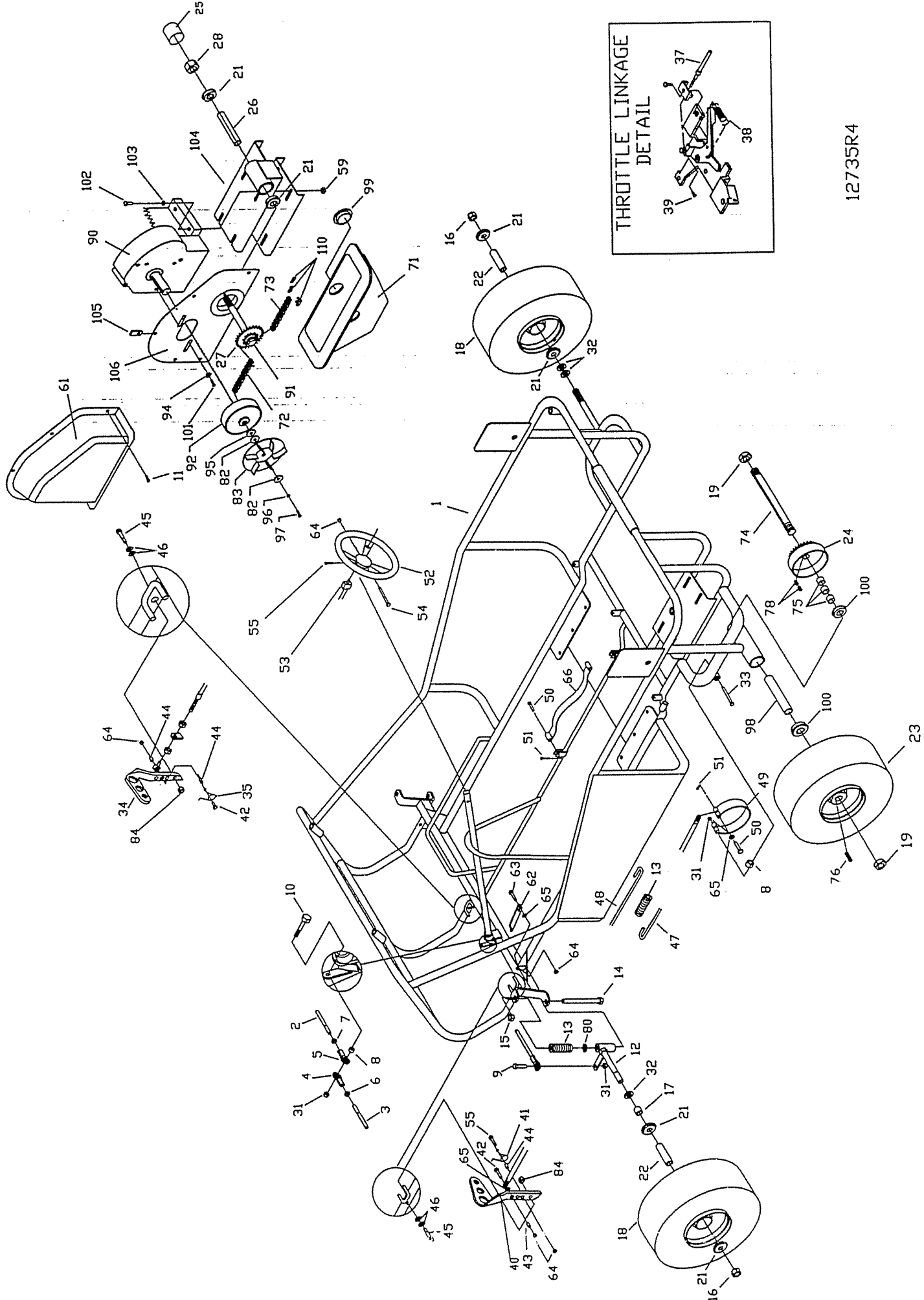
**THIS VEHICLE IS FOR
OFF-ROAD USE ONLY**

BEFORE OPERATING THIS VEHICLE, THE OWNER AND/OR OPERATOR MUST UNDERSTAND THE VEHICLE WAS NOT DESIGNED OR MANUFACTURED TO MEET SPECIFICATIONS FOR USE ON STREETS, HIGHWAYS, OR THOROUGHFARES AND HAVE READ AND HAVE AN UNDERSTANDING OF ALL THE INSTRUCTIONS FOR SAFE ASSEMBLY AND OPERATION AS WELL AS THE INSTRUCTIONS GOVERNING THE ENGINE AND OTHER PORTIONS OF THE VEHICLE.

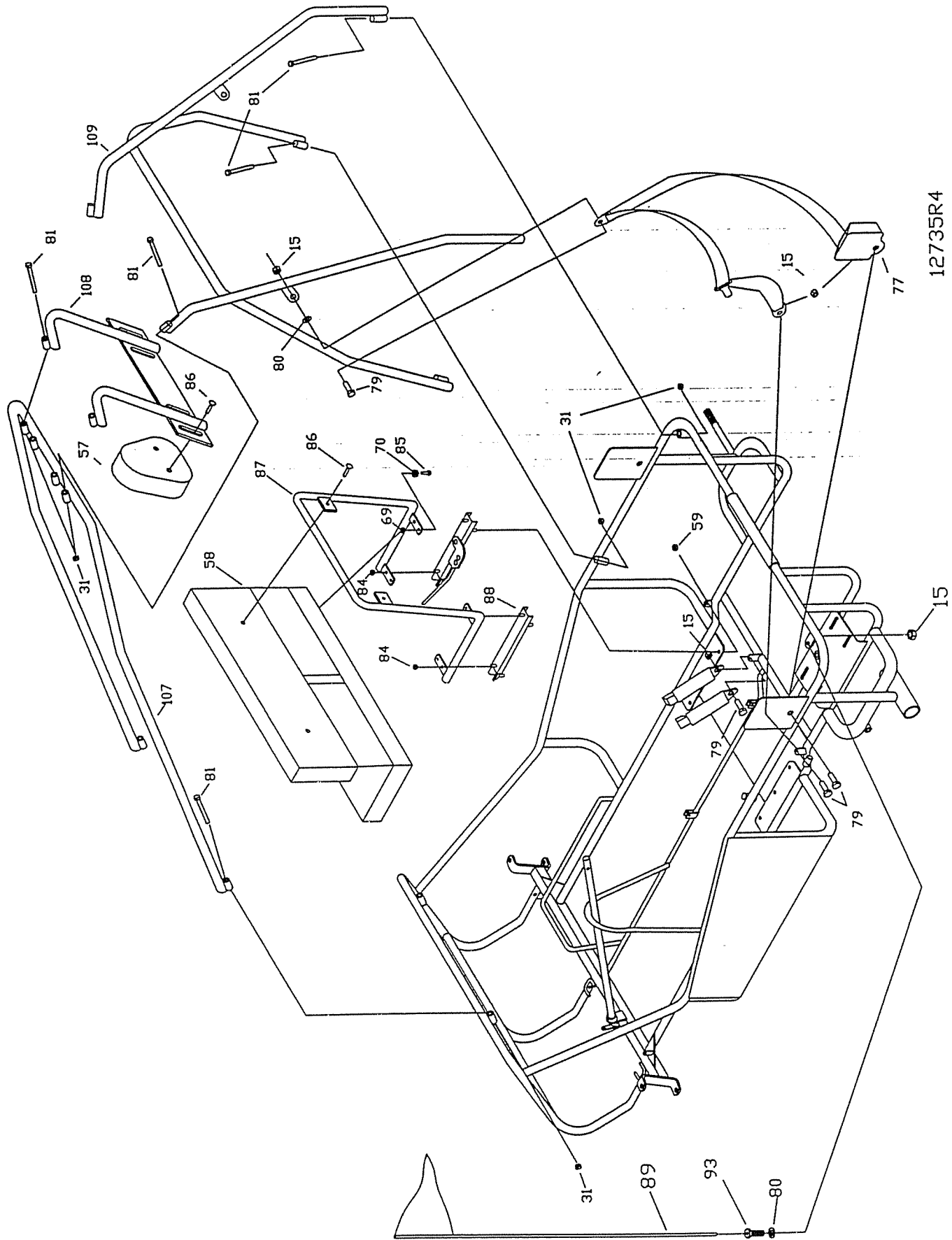
PARTS LIST FOR MODELS 425B, 426C

REF NO.	PART NO.	DESCRIPTION	REF NO.	PART NO.	DESCRIPTION	REF NO.	PART NO.	DESCRIPTION
1	12680-37	FRAME WDMT RED (426)	37	8251	THROTTLE CABLE 74.50 INCH	84	1189	NUT, 5/16-18 HEX TOPLOCK
	12680-39	FRAME TRAFFIC YELLOW (425)	38	12348	RETURN SPRING	85	9189	BOLT, 1/4-20 X .875 HEX FLANGED WHIZ
ASM	12680-40	FRAME WDMT SILVER (425B-17)	39	12347	SWIVEL SCREW FOR ROBIN			
ASM	10869	TIE ROD ASM LONG (INCL. 2, 4-7)	40	6293-16	PEDAL, BRAKE ZINC	86	1876	BOLT 1/4-20 X .625 HEX FLANGED WHIZ
	5020	TIE ROD ASM SHORT (INCL. 3-7)	41	9502	SPRING, PEDAL LEFT WOUND			
2	10868	TIE ROD 19.0	42	1848	BOLT, 1/4-20 X 1.25	87	9968-2	SEAT FRAME WELDMT BLACK
3	5004	TIE ROD 7.25	43	6349	BUSHING, 5/16 OD X 2.2G	88	6734	SEAT SLIDE PR - SHORT
4	1415	TIE ROD END LH THREAD	44	1389	BUSHING, 1/4 ID X .313	89	5447	SAFETY FLAG - 6FT
5	1414	TIE ROD END RH THREAD	45	1447	BOLT, 3/8 X 1-1/8 SHOULDER	90	12247	ENGINE 5HP OHC (425B)
6	9024	NUT, 3/8-24 JAM LH THREAD	46	9091	WASHER, FLAT 3/8 SAE N		12250	ENGINE 6.5HP OHC W/COIL (426C)
7	9092	NUT, 3/8-24 JAM RH THREAD	47	12733-2	BRAKE ROD - REAR BLACK	91	9157	BOLT 5/8-11 X 6.500 HHCS G5 Z
8	9674-16	SPACER, 3/8 ID X 3/8 LONG	48	9945-2	BRAKE ROD - FRONT BLACK	92	4335	CLUTCH, .75ID SGL SPKT MAX T
9	9146	BOLT, 3/8-16 X 1.50	49	1036	BRAKE BAND WIRETAINER	93	11361	BOLT - FLAG MTG
10	9158	BOLT, 3/8-16 X 2.25	50	9118	PIN, CLEVIS 1/4 X 1.250 Z	94	9060	WASHER 5/16 TYPE A PLAIN SAE N Z
11	9006	BOLT, 1/4-20 X .50 HEX FLANGED WHIZ	51	9116	PIN, COTTER 3/32 X .750 Z	95	1398	WASHER, 21/64 ID X 1 1/4 X 1/8
			52	6038	STEERING WHEEL	96	1491	WASHER, 5/16 SPLIT LOCK
12	10548-2Z	SPINDLE WELDMT LEFT BLACK	53	9799	STOP SWITCH WIRE ASM	97	12827	BOLT, 5/16-24 X .750
NI	10549-2Z	SPINDLE WELDMT RIGHT BLACK	NI	12273	WIRE HARNESS	98	12833	SPANNER 3/4 ID 3.672 LG
13	9709	COMPRESSION SPRING	54	9080	BOLT, 1/4-20 X 2.75 HHCS G2 Z	99	12783	PLASTIC GUARD CAP - 42X
14	5682	BOLT, 1/2-13 X 5.50 G5 ZINC	55	9160	BOLT, 1/4-20 X .875 NYLOCK	100	12783	BEARING - 3/4ID X 1-3/4OD SNAP RING
15	1012	NUT, 1/2-13 TOPLOCK	56	---	---	101	9101	BOLT, 5/16-24 X .500 W/ NYLOCK
16	1046	NUT, 5/8-11 TOPLOCK	57	9796	BOLT, #12-24 X .500 SELF TAPPING	102	9186	BOLT, 5/16-18 X 1.500
17	1104	SPACER SPLIT .8120D .625ID 1.000L	58	6320	HEADREST PLAIN	103	9030	WASHER, 5/16 INT/EXT LOCK
18	12490	WHL ASSY STL 6IN FREE 5/8 BRGS 45/70 KN (INCL. 21-22)	59	12734	SEAT - BACK/BOTTOM DBL PLAIN BLK	104	12742-2	JACKSHAFT WDMT 42X GBLK
NI	4915C	TIRE 145/70 X 6 KN CARLISLE (REPLACEMENT PART FOR #12490)	60	1263	NUT 5/16-18 HEX FLANGED WHIZ	105	8227	NUT, 1/4-20 TINNERMAN
NI	3802	INNER TUBE 6IN JS87N STEM (REPLACEMENT PART FOR #12490)	61	12600	PEDAL LATCH, BLACK	106	12588-2	BACKING PLATE 104/4XX GLBK
			62	1846	BOLT, 1/4-20 X .750	107	12683-2	FRONT BAR WDMT BLACK
19	9162	NUT 3/4-10 HEX TL Z	63	9057	NUT, 1/4-20 TOPLOCK	108	12731-2	HEADREST WDMT BLACK
20	---	---	64	1854	WASHER, #14 FLAT MS Z	109	13037-2	REAR BAR WDMT BLACK
21	5090	BEARING, 5/8" I.D.	65	4372	HANDHOLD STRAP	110	1269	MASTERLINK 35 CHAIN
22	5950	SPANNER, 5/8" I.D. X 2-1/8"	66	2388	WASHER 1/4 IEL Z	NI	12794	RUNNING LIGHT KIT (426C ONLY)
23	12778	WHL ASSY STL 6IN DRIVE 3/4KEY 145/70 KN	69	5732	WASHER 1/4 IEL Z	NI	12834	OPERATOR'S MANUAL
			70	12741	BOTTOM GUARD 42X	NI	11330	DECAL SHEET - WARNINGS LARGE
24	12745	SPROCKET WITH DRUM	71	9788	CHAIN 35 X 58 PITCH W/MMASTER	NI	12008	DECAL SHEET - WARNINGS (SM #2)
25	11808	CAP VINYL 1.5 ID 1.5LG	72	12658	CHAIN 35 X 56 PITCH W/MMASTER			
26	6568	SPANNER 5/8 ID X 3-7/8 LG 11GA	73	12825	JACKSHAFT 3/4 X 11.50IN			
27	12744	DOUBLE SPROCKET	74	1938	SPACER .75ID 11GA .375 ZI			
28	1466	NUT 5/8-11 FLEXLOK JAM	75	3403	KEY 3/16SQ X 2.000			
29	---	---	76	8778	HARNES LAP SHOULDER REST			
30	---	---	77	1031	KEY 3/16SQ X .500L			
31	9085	NUT, 3/8-16 TOPLOCK HEX	78	9188	BOLT, 1/2-13 X 1.50			
32	1119	SPACER .625ID 1.062OD .125THK Z	79	9022	WASHER, 1/2 FLAT			
33	2386	BOLT 3/8-16 X 3.50HHCS G5 Z	80	2386	BOLT, 3/8-16 X 3.50			
34	6309-16	PEDAL, THROTTLE ZINC	81	5287	BOLT #10-16 X .375 SELF TAPPING			
35	9503	SPRING, PEDAL RIGHT WOUND	NI	5288	WIRE CLAMP			
36	---	---	NI	13047	NYLON WASHER			
NI	9929	RUBBER CAP .25ID X .25 BLACK	82	13048	IMPELLER			

ASM = ASSEMBLY
NI = NOT ILLUSTRATED



12735R4



12735R4